


Labor Market Spotlight

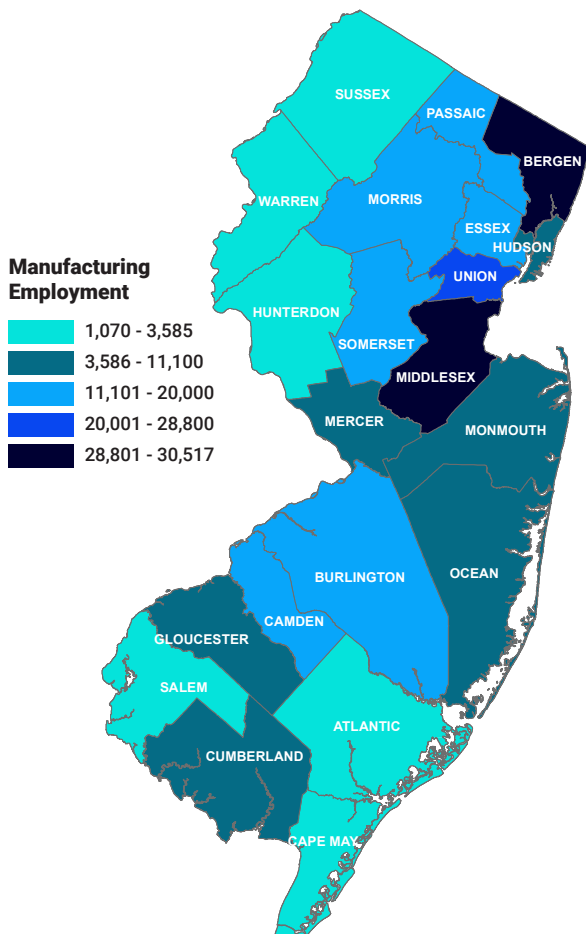
The Blueprint of Innovation: Key Insights for New Jersey's Manufacturing Sector

Issue No. 22, Volume 2: October 2024



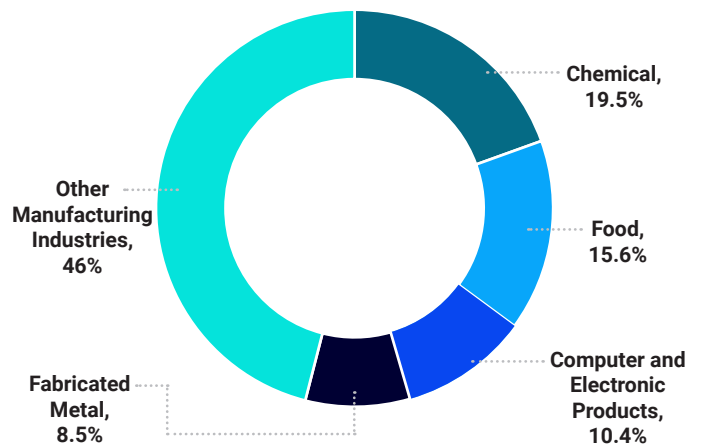
In honor of National Manufacturing Week, this edition of Labor Market Spotlight highlights the sector's role in the state's economy, employing 252,000 workers, or 6.9% of private sector employment. The industry contributed \$52.6 billion or 8.8% of the state's Gross Domestic Product in 2023, and New Jersey manufacturing revenues² were \$101.7 billion in 2021. Since 2018, NJDOL has invested \$14.8 million in apprenticeship, pre-apprenticeship and work based learning programs to support manufacturing's workforce pipeline.

Manufacturing Employment by County



Manufacturing employment in Bergen and Middlesex counties accounts for 23.7% of all manufacturing jobs statewide.

Manufacturing Employment by Type



Chemical manufacturing accounts for the largest share of manufacturing jobs statewide due to its high concentration of pharmaceutical firms. The state's employment in chemical manufacturing ranks third nationally behind Texas and California.

252K Total employment; Share of statewide employment: 6.9%

\$24.3B Total wages paid by NJ's manufacturing establishments in 2023

\$52.6B Manufacturing's contribution to NJ's 2023 Real Gross Domestic Product (GDP)¹

\$14.8M NJDOL's investment in manufacturing through apprenticeship, pre-apprenticeship and work-based learning programs



Office of Research and Information

NJ.GOV/LABOR/DATA

TOP OCCUPATIONS IN MANUFACTURING

Occupation	Employment	Average Salary
Assemblers and Fabricators	11,230	\$42,190
Production and Operating Supervisors	9,670	\$78,970
Freight and Stock Laborers	9,160	\$40,620
Inspectors, Testers, Sorters, and Weighers	6,900	\$49,740
Packaging and Filling Machine Operators and Tenders	6,720	\$42,940

From putting together products and components, ensuring processes run smoothly and products meet required standards, the top occupations in manufacturing each play an essential role in the overall productivity and quality of the manufacturing industry. Many of the most prevalent occupations do not require advanced education creating opportunity for individuals who do not have a college degree.

SKILLS SOUGHT BY EMPLOYERS

Communication


Leadership

Problem-Solving

Data Analysis

Detail-Oriented

Information gathered from online job ads indicates that the most sought-after skills by employers include data analysis and attention to detail, in addition to interpersonal communication skills.



NJDOL has committed to developing the pipeline of future talent in the manufacturing sector through apprenticeship, pre-apprenticeship and work based learning programs. The UPSKILL: NJ Incumbent Worker Training Grant program helps employers keep their workforce updated with new and emerging skills. Growing Apprenticeship in Nontraditional Sectors (GAINS) promotes the expansion and development of USDOL approved Registered Apprenticeship programs that encourage economic growth by promoting skill development and educational attainment, thereby creating pathways to higher-paying careers and advanced credentials. Pre-Apprenticeship in Career Education (PACE) expands the participant's career pathway opportunities with industry-based training coupled with classroom instruction by providing education and training that lead to admission into a registered apprenticeship, college, or career training program; or employment at a set starting range. The mission of Youth Transitions to Work (YTTW) is to recruit, screen and facilitate effective transitions of high school juniors, seniors, and Out of School Youth (ages 16-24) to high-skill, high-wage employment in labor demand occupations. More information about programs offered by NJDOL Office of Apprenticeships can be found at: nj.gov/labor/career-services/apprenticeship/findaprogram.shtml

¹Real Gross Domestic Product (GDP) is the total of value of goods produced and services performed adjusted for factors like inflation.

²Revenues refers to sales, value of shipments, or revenue from the US Census Bureau 2021 Annual Survey of Manufacturers.

Technical Note: The data in this report is from the Occupational and Employment Wage Statistics (OEWS) survey May 2023 panel, Quarterly Census of Employment and Wages (QCEW) 2023 annual averages, US Census Bureau Annual Survey of Manufacturers, Bureau of Economic Analysis, and NJDOL administrative data.

The New Jersey Department of Labor and Workforce Development's (NJDOL) Office of Research and Information is the singular solution for labor market data needs, combining the power of data and marketing materials to deliver evidence-based research. Our team of local and industry specialists provide technical assistance and information that highlights key New Jersey economic status, such as employment, wages, occupation, workplace safety, and labor force.

This workforce product was funded by a grant awarded by the U.S. Department of Labor's Employment and Training Administration. The product was created by the grantee and does not necessarily reflect the official position of the U.S. Department of Labor. The Department of Labor makes no guarantees, warranties, or assurances of any kind, express or implied, with respect to such information, including any information on linked sites and including, but not limited to, accuracy of the information or its completeness, timeliness, usefulness, adequacy, continued availability, or ownership. This product is copyrighted by the institution that created it. Internal use by an organization and/or personal use by an individual for non-commercial purposes is permissible. All other uses require the prior authorization of the copyright owner.